


# Beyond the Analysis: An Approach to Operationalizing Your Results using Open Source JavaScript Frameworks

Dylan L. Holt

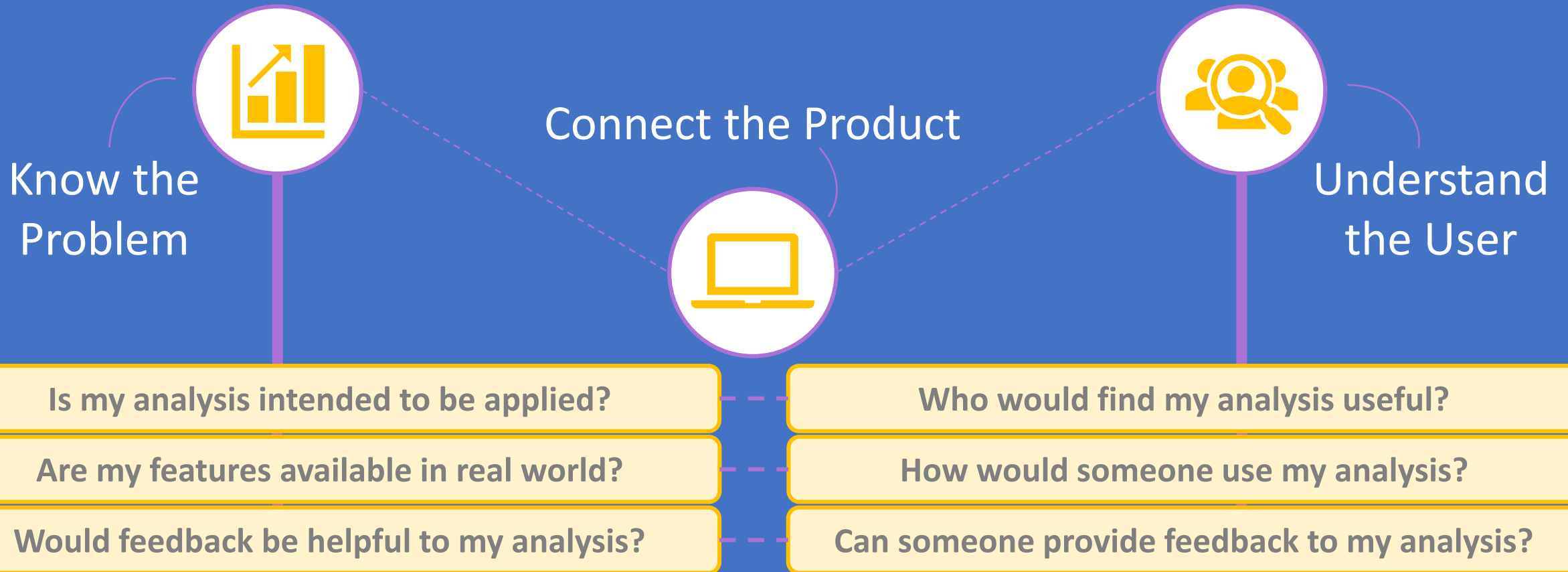
Analytics Developer | Accenture Federal Services

GASP Conference | September 23<sup>rd</sup>, 2019



A key challenge in data science today is that last mile – moving from analysis and findings to a production-grade, user-centric application.

# From *Useful Information* To Utilized Insight




JavaScript is more than you think.

Know the Problem



Understand the User



Connect the Product



User Interface

Front End Frameworks expediate UI Development.



Visualization

Charting libraries provide great Data Viz capabilities.



ML/Analytics

Machine Learning can be done in the browser.



So you just built an image classifier  
but what now...



Here's a Image of Something...



Know the Problem

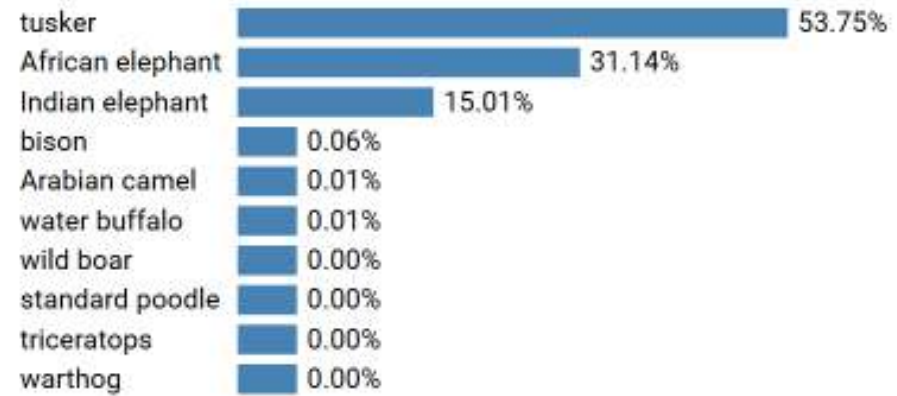
Understand the User

Connect the Product

Here's a Image of Something... &gt;



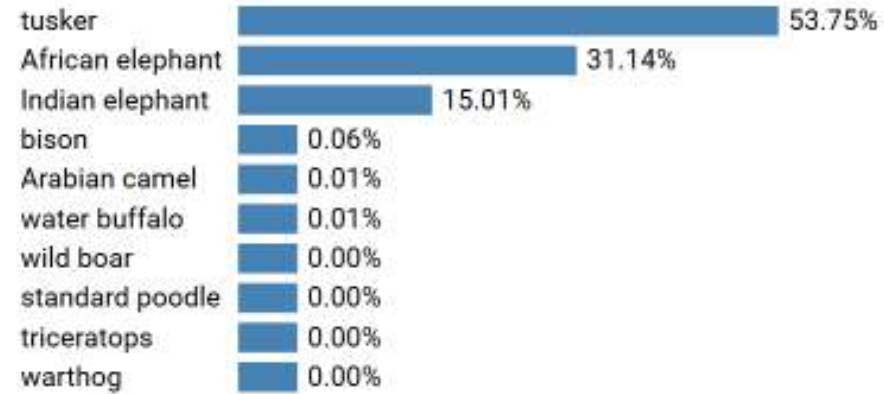
Here's what the Model thinks...



## Here's a Image of Something... &gt;



## Here's what the Model thinks...



## Here's the main takeaway...

This image is most likely a tusker but could be a African elephant



Questions?

Dylan L. Holt

Analytics Developer | Accenture Federal Services

Email: [dylan.l.holt@accenturefederal.com](mailto:dylan.l.holt@accenturefederal.com)