

# Measuring the Scope and Impact of Open Source Software

Government Advancement of Statistical Programming (GASP) Workshop 20

23 September 2019



---

**BIOCOMPLEXITY** INSTITUTE



**NCSES**

National Center for Science and Engineering Statistics

# The NCSES and UVA Team Open Source Software (TOSS)

NCSE  
S

Carol Robbins Senior Analyst

---

UVA Gizem Korkmaz Research Associate Professor

---

UVA Aaron Schroeder Research Associate Professor

---

UVA Bayoán Santiago  
Calderón Postdoctoral Research Associate

---

UVA Brandon Kramer Postdoctoral Research Associate

# Open Source Software (OSS)

“A computer software, with its source code made available with a license, in which the copyright holder provides the rights to study, change, and distribute the software to anyone and for any purpose.” (Open Source Initiative)

It is developed within and outside of the private sector

- *universities* (e.g., Stanford, MIT, UC Berkeley),
- *businesses* (e.g., Microsoft, Google),
- *government research institutions* (e.g., Sandia National Lab),
- *nonprofits*, and
- *individuals*

Current NCSES and other economic indicators do not measure the *value of open source software* outside the business sector.



# Research Questions

- How much open source software is in use? (*stock measure*)
- How much is created each year? (*flow measure*)
- What types can be identified?
- Who creates it? (*Sectors*: Business, Government, Academia, Households, Nonprofits, Foreign)
- What *sources of data and variables* could serve as proxies for measuring attributes and economic value of open source software?
  - Counts of OSS, by sector (e.g., university, government), by technology
  - Attributes, e.g., # citations, #downloaded,

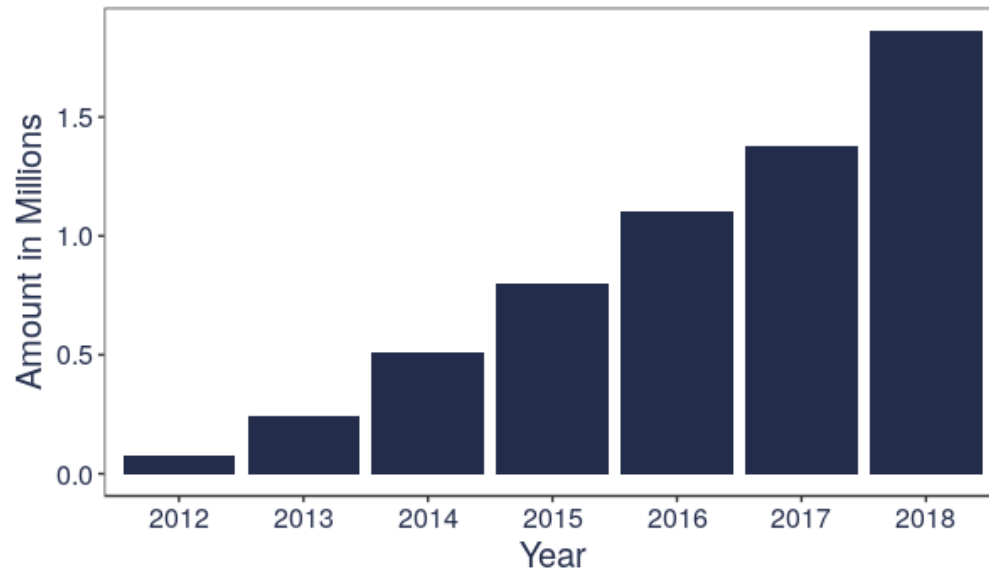


# OSS Universe: Projects on GitHub

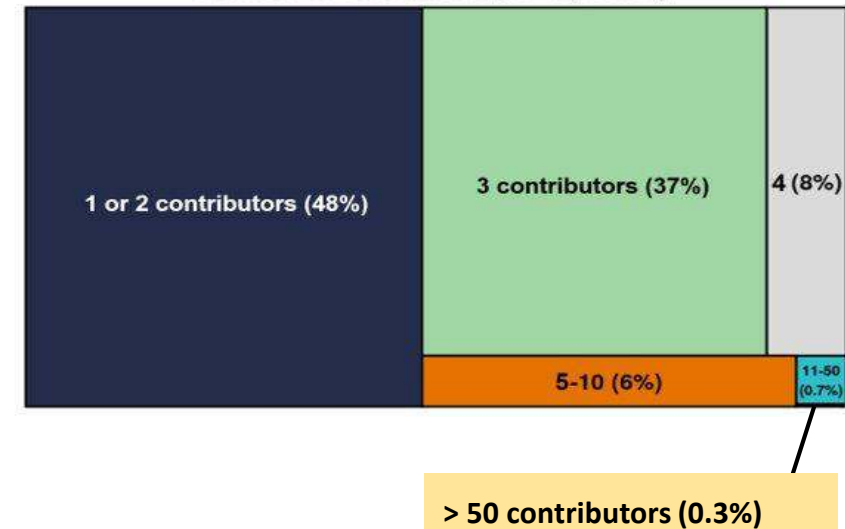


- 55.1M repositories with commits 2012-2018
- 7M repositories with OSI-approved licenses on GitHub as of July 2019.
- Of those, we analyzed 4.9M repos that have at least one commit. There are 2.8M unique OSS contributors

Amount of Repositories Created per Year in Millions



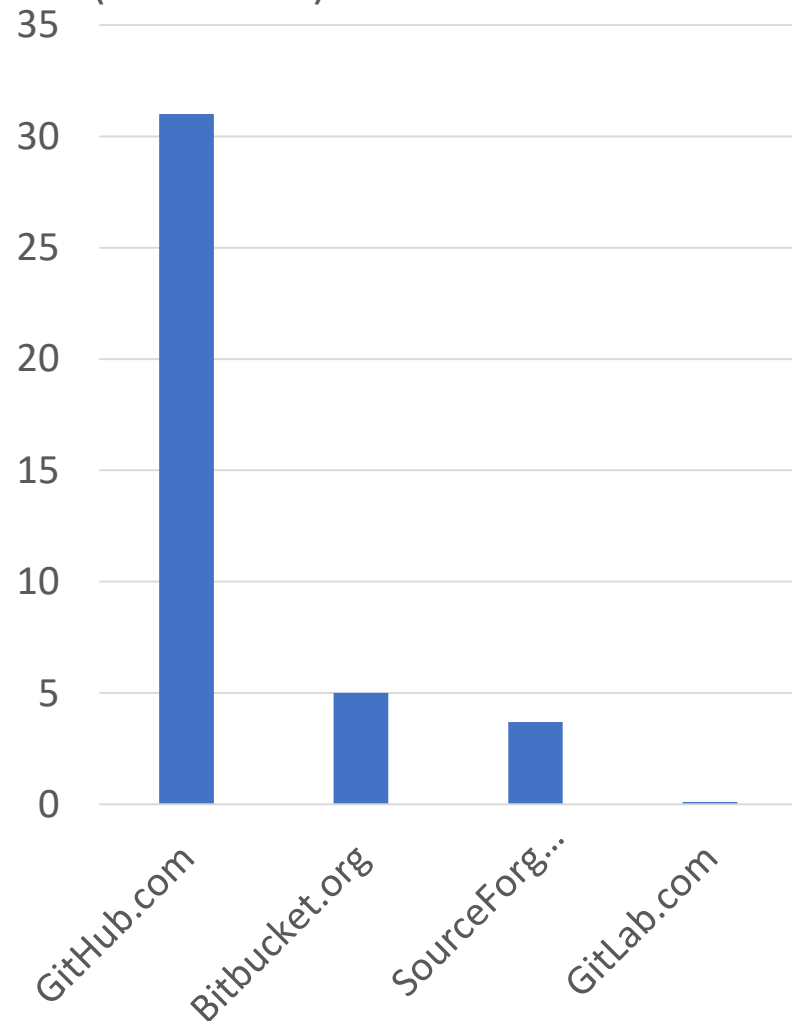
Number of contributors per repository



Most repositories have fewer than 5 contributors.

# OSS Universe: Programming Languages

Number of Users or Developers  
(in millions)



Language	R	Python
Package manager	CRAN	PyPI
Number of packages	13,719	164,836
OSI-approved & production ready	13,143	15,043
Packages on GitHub	4,407	11,016
Packages on GitHub (analysis)	4,358	9,773



# Value of OSS: Cost of Software Package Creation

- Identify number of people involved each package's development
- Estimate time spent on software development using **Kilo-lines of code (KLOC)**
- Estimate **resource cost** with wage equivalent for 2017
  - Using average compensation for **computer programmers**
  - Occupation Employment Survey, Bureau of Labor Statistics
- Estimate **non-wage costs**
  - Adapting BEA (Bureau Economic Analysis) and OECD (Organisation for Economic Co-operation and Development) methodologies

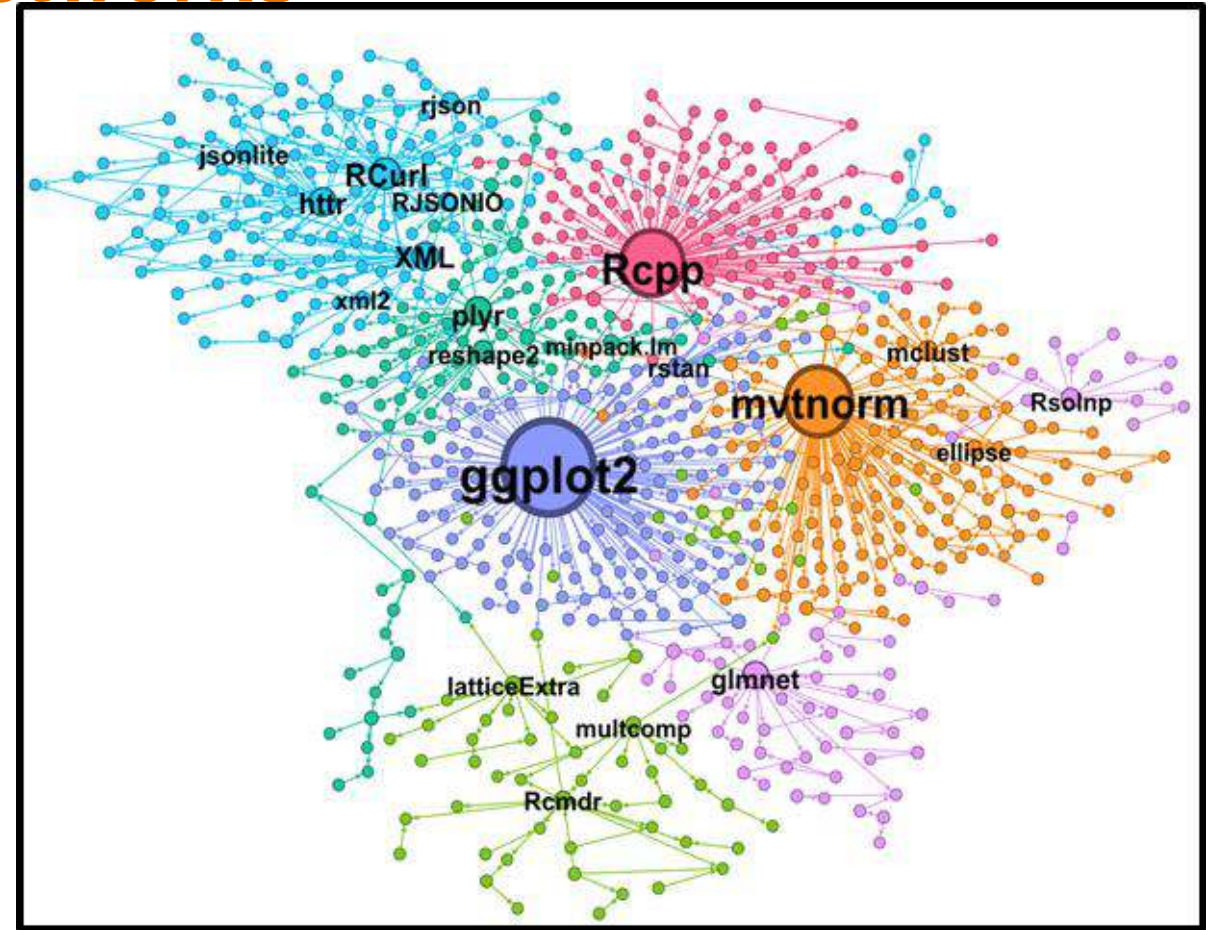
**Cost of R and Python Packages developed on GitHub**

Package Name	KLOC	Estimated Cost in Thousands of 2017\$	Package Name	KLOC	Estimated Cost in Thousands of 2017\$
All packages	282,167.871	883,209	All packages	611,601.568	1,560,374
archivist	28488.639	4,169	libsass	50340.53	5,233
CollessLike	15844.721	3,299	py3-ortools	37412.424	4,648
readtext	13888.309	3,130	LSD-Bubble	15270.398	3,251
ptwikiwords	11452.965	2,898	lotPy	14899.252	3,219
nasapower	10613.638	2,812	openquake.engine	13841.578	3,126

# Impact of OSS: Downloads and Dependency Networks

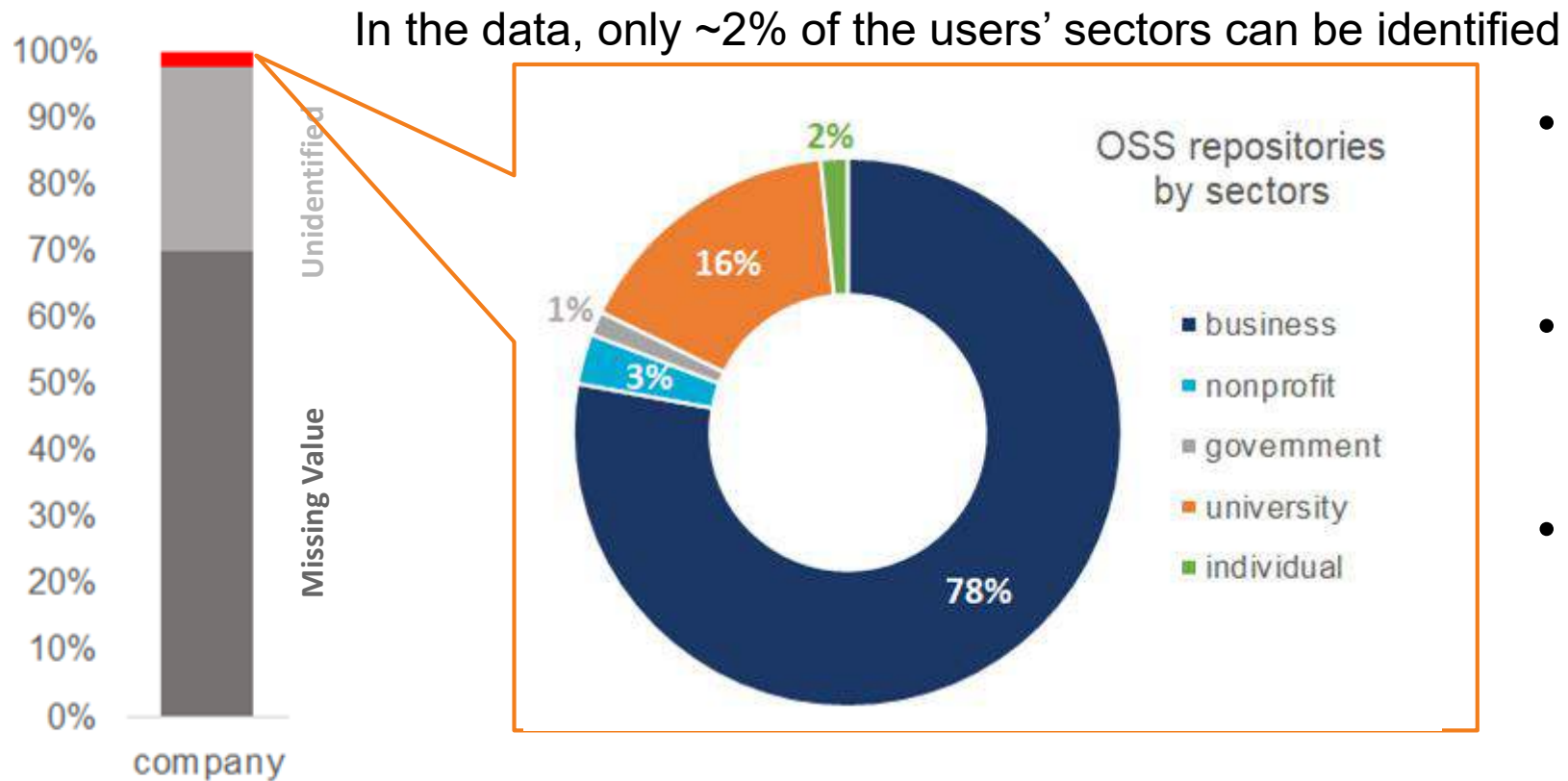
Package	2018 Downloads
Rcpp	3,519,510
rlang	2,893,889
stringi	2,610,184
stringr	2,511,011
ggplot2	2,495,315

Package	Reuse
ggplot2	105,774
plyr	101,596
digest	99,774
stringr	98,086
colorspace	93,590





# Limitations: Sectors of OSS



- We use the self-reported company field in contributors profile.
- Only 2% of the contributors can be identified.
- OSS is becoming more permissive as businesses contribute more code.

## Next Steps

- Get more detailed data on the OSS repositories, including additions and deletions to estimate the development cost using the lines of code
- Obtain contributor emails to improve the sector analysis
- Conduct network analysis to study interactions between contributors and OSS projects, and diffusion of OSS innovation.

# Products

## PEER-REVIEWED PUBLICATIONS

Keller, S.A.; G. Korkmaz; C. Robbins; and S. Shipp. 2018. "Opportunities to Observe and Measure Intangible Inputs to Innovation: Definitions, operationalization, and examples." Proceedings of the National Academy of Sciences (PNAS). 115 (50), 12638-12645.

Korkmaz, G.; C. Kelling; C. Robbins; and S. Keller. 2018. "Modeling the Impact of R Packages Using Dependency and Contributor Networks." Proceedings of the 2018 IEEE/ACM International Conference on Advances in Social Network Analysis and Mining (ASONAM), pp. 511-514. IEEE.

## CONFERENCE PRESENTATIONS/PAPERS

- National Bureau of Economic Research (NBER) Conference on Research in Income and Wealth (CRIW) Conference: Big Data for 21st Century Economic Statistics, Bethesda, MD, Mar. 2019.
- 2019 Women in Data Science Conference, Charlottesville, VA, Mar. 2019.
- International Association for Research in Income and Wealth (IARIW) 35th General Conference: Innovation and the Digital Economy, Copenhagen, Denmark, Aug. 2018.
- IEEE/ACM International Conference on Advances in Social Network Analysis and Mining (ASONAM), Barcelona, Spain, Aug. 2018.
- International Monetary Fund (IMF) Statistical Forum on Measuring Economic Welfare in the Digital Age: What and How? Washington D.C., Nov. 2018.
- NBER Conference on Research in Income and Wealth (CRIW) Pre-Conference: Big Data for 21st Century Economic Statistics, Cambridge, MA, Jul. 2018.
- Interagency Council on Statistical Policy (ICSP) Big Data Day, Committee on National Statistics (CNSTAT), Washington, DC, May 2018.

- Federal Committee on Statistical Methodology (FCSM) 2018 Research and Policy Conference, Washington DC, Mar. 2018.

- Arthur M. Sackler Colloquia of Sciences: Modeling and Visualizing Science and Technology Developments, Irvine, CA, Dec.